

# ENGRAVERS

210 - 212

## MICRO ENGRAVING TOOLS 210

SERIES EGR	2 Flute	30° - 90° Angles	210
------------	---------	------------------	-----

## MICRO HALF ROUND ENGRAVING TOOLS 211

SERIES HR	1 Flute	0.005" - 0.0315" Line Widths	211
-----------	---------	------------------------------	-----


## MICRO SPADE TOOLS 212

SERIES SPD	2 Flute	30° - 118° Angles	212
------------	---------	-------------------	-----

# 2 FLUTE

MICRO ENGRAVING TOOLS FOR GENERAL PURPOSE ENGRAVING

**30° - 90° ANGLES**  
 Complete Diameter Selection  
 Mirror Surface Finishes  
 Sub Micron Grain Carbide




## 1/8" Shank



Symbol Descriptions [Page 7](#)

A° $\begin{smallmatrix} +1^\circ \\ -1^\circ \end{smallmatrix}$	Dimensions (in)			Uncoated	
	D	d	L	Part Number	Stock
30°	0.050	1/8	1 1/2	EGR1250-030	●
60°	0.050	1/8	1 1/2	EGR1250-060	●
90°	0.050	1/8	1 1/2	EGR1250-090	●



Symbol Descriptions [Page 7](#)

## 3.00mm Shank

A° $\begin{smallmatrix} +1^\circ \\ -1^\circ \end{smallmatrix}$	Dimensions (mm)			Uncoated	
	D	d <sup>h6</sup>	L	Part Number	Stock
30°	1.27	3	38	EGR1181-030	●
60°	1.27	3	38	EGR1181-060	●
90°	1.27	3	38	EGR1181-090	●

DRILLS

END MILLS

ROUTERS

THREAD MILLS & TAPS

ENGRAVERS

BORING BARS

REAMERS

SAWS

TECHNICAL

INDEX

SERIES EGR WORKPIECE MATERIAL															
Coating	P	P	H	H	M	K	N	N	N	N	N	S	S		
	Steel ~30HRC	Steel 30-40HRC	Hardened Steel ~55HRC	Hardened Steel ~68HRC	Stainless Steel	Cast Iron	Aluminum	Graphite	Copper Alloy	CFRP	Plastic	Thermoset Plastic	High Density Plastic	Nickel / Cobalt	Titanium Alloy
Uncoated	★	★	☆	☆	☆		☆	☆	☆	☆				☆	☆


★ : Priority ☆ : Applicable Materials

Symbol Descriptions [Page 7](#)

# HALF ROUND

MICRO ENGRAVING TOOLS FOR  
GENERAL PURPOSE ENGRAVING


0.0050" - 0.0315" LINE WIDTHS  
0.25mm - 0.80mm LINE WIDTHS  
Complete Diameter Selection  
Mirror Surface Finishes  
Sub Micron Grain Carbide



## 1/8" Shank

Symbol Descriptions [Page 7](#)

Letter Height	Dimensions (in)			Uncoated	
	W <sup>+0.0004"</sup> <sub>-0.0004"</sub>	d	L	Part Number	Stock
1/16	0.005	1/8	1 1/2	HR125SSS005A	●
3/32	0.010	1/8	1 1/2	HR125SSS010A	●
1/8	0.015	1/8	1 1/2	HR125SSS015A	●
3/16	0.020	1/8	1 1/2	HR125SSS020A	●
7/32	0.025	1/8	1 1/2	HR125SSS025A	●



## 3.00mm Shank

Symbol Descriptions [Page 7](#)

Letter Height	Dimensions (mm)			Uncoated	
	W <sup>+0.010mm</sup> <sub>-0.010mm</sub>	d <sup>h6</sup>	L	Part Number	Stock
2.40	0.25	3	38	HR118SSS025A	●
2.75	0.30	3	38	HR118SSS030A	●
3.10	0.35	3	38	HR118SSS035A	●
3.45	0.40	3	38	HR118SSS040A	●
3.80	0.45	3	38	HR118SSS045A	●
4.75	0.50	3	38	HR118SSS050A	●
5.50	0.60	3	38	HR118SSS060A	●
6.25	0.70	3	38	HR118SSS070A	●
7.00	0.80	3	38	HR118SSS080A	●

SERIES HR WORKPIECE MATERIAL															
Coating	P	P	H	H	M	K	N	N	N	N	N	N	S	S	
	Steel ~30HRC	Steel 30-40HRC	Hardened Steel ~55HRC	Hardened Steel ~68HRC	Stainless Steel	Cast Iron	Aluminum	Graphite	Copper Alloy	CFRP	Plastic	Thermoset Plastic	High Density Plastic	Nickel / Cobalt	Titanium Alloy
Uncoated	★	★	☆	☆	☆		☆	☆	☆	☆				☆	☆

★ : Priority ☆ : Applicable Materials

Symbol Descriptions [Page 7](#)

- : U.S. Stock Standard
- : NOT STOCKED - Call for Delivery
- ▲ : Coming Soon


(U.S.) 1.888.848.8449  
(International) 001.714.428.3636  
Pricing & Availability at [KyoceraPrecisionTools.com](http://KyoceraPrecisionTools.com)

DRILLS  
END MILLS  
ROUTERS  
THREAD MILLS & TAPS  
ENGRAVERS  
BORING BARS  
REAMERS  
SAWS  
TECHNICAL  
INDEX

# SPADE

MICRO ENGRAVING TOOLS FOR SPOTTING OR CHAMFERING


**30° - 118° ANGLES**  
Mirror Surface Finishes  
Sub Micron Grain Carbide



## 1/8" Shank

Symbol Descriptions [Page 7](#)

A° <sup>+1°</sup> / <sub>-1°</sub>	Dimensions (in)		Uncoated	
	d	L	Part Number	Stock
30°	1/8	1 1/2	SPD1250-030	●
45°	1/8	1 1/2	SPD1250-045	●
60°	1/8	1 1/2	SPD1250-060	●
90°	1/8	1 1/2	SPD1250-090	●
118°	1/8	1 1/2	SPD1250-118	●



## 3.00mm Shank

Symbol Descriptions [Page 7](#)

A° <sup>+1°</sup> / <sub>-1°</sub>	Dimensions (mm)		Uncoated	
	d <sup>h6</sup>	L	Part Number	Stock
30°	3	38	SPD1181-030	●
45°	3	38	SPD1181-045	●
60°	3	38	SPD1181-060	●
90°	3	38	SPD1181-090	●
118°	3	38	SPD1181-118	●

### SERIES SPD WORKPIECE MATERIAL

Coating	P Steel ~30HRC	P Steel 30-40HRC	H Hardened Steel ~55HRC	H Hardened Steel ~68HRC	M Stainless Steel	K Cast Iron	N Aluminum	N Graphite	N Copper Alloy	N CFRP	N Plastic	N Thermoset Plastic	N High Density Plastic	S Nickel / Cobalt	S Titanium Alloy
Uncoated	★	★	☆	☆	☆		☆	☆	☆	☆				☆	☆

★ : Priority ☆ : Applicable Materials

Symbol Descriptions [Page 7](#)

- DRILLS
- END MILLS
- ROUTERS
- THREAD MILLS & TAPS
- ENGRAVERS
- BORING BARS
- REAMERS
- SAWS
- TECHNICAL
- INDEX